



Student Welcome Pack for the Canvas Virtual Learning Environment






Welcome to Canvas at the University of Oxford

Canvas is the University's virtual learning environment (VLE) and will be used to deliver your teaching and learning while you are studying at Oxford. It is where you will find all your course materials located.



Top tips:


- For the best experience, use Chrome or Firefox to access **Canvas**, or Safari on an iOS device
- Download the **Canvas** app for students to access your courses on the go (clicking on the logos will take you to the relevant store)



Canvas is designed to give you a high quality, collaborative learning experience in line with what you would expect from studying at Oxford.

You can use Canvas to:

- access your course materials
- submit assignments
- get feedback on your work
- start discussions and collaborate with other students or academics
- access your reading lists where they have been made available





Take a look inside Canvas...

WELCOME TO CANVAS:
OXFORD UNIVERSITY'S VIRTUAL LEARNING ENVIRONMENT

“ I really enjoyed the switch to Canvas. It's full of surprises and I find it very exciting to use as a student. ”
Joseph Szewczyk, student, Department of Education

Accessing Canvas
canvas.ox.ac.uk

Log in to Canvas using your University single sign-on credentials
Don't forget to download the Canvas app for students

Student Mobile App

Available on the App Store
GET IT ON Google Play

The student mobile app enables you to view materials, contribute to discussions, send emails and much more from Android and Apple (IOS) devices

24/7 365

Tools to improve your learning experience
Canvas works with a number of tools including recorded lectures and reading lists

“ I was pleasantly surprised when I first interacted with Canvas. Its seamless and well-designed user interface was a refreshing ”

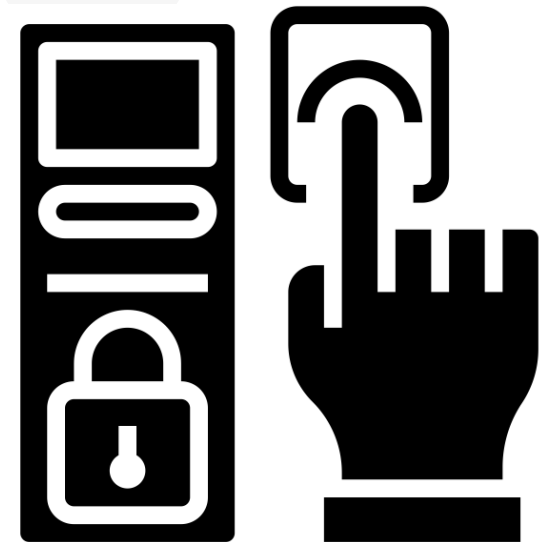
Click [here](#) to see the full poster and find out more about the features available in Canvas

Logging into Canvas

- Go to www.canvas.ox.ac.uk or click on the image opposite
- Select 'Oxford Users' when you see the box and enter your Single Sign-On details.

If you have any problems logging in, please contact your course administrator.

You can also contact the IT Helpdesk on 01865 612345 or email help@it.ox.ac.uk



Getting started with Canvas

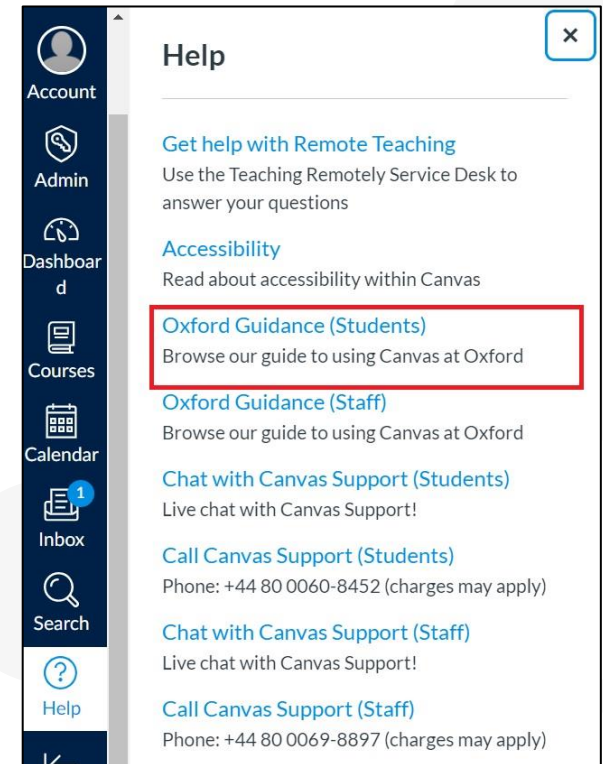
Student Guide to using Canvas at Oxford

The student guide is the first place you should go to once in Canvas. It contains everything you need to get going, including links to useful videos.

Once logged in go to 'Help' on the Global Navigation menu and click on Oxford Guidance (Students).



If you have any course-related queries, please contact your course administrator.



The screenshot shows the Canvas user interface. On the left is a dark blue navigation menu with icons and labels for Account, Admin, Dashboard, Courses, Calendar, Inbox, Search, and Help. The Help menu is open, displaying a list of options. The option 'Oxford Guidance (Students)' is highlighted with a red rectangular box. Below it is 'Oxford Guidance (Staff)'. Other options include 'Chat with Canvas Support (Students)', 'Call Canvas Support (Students)', 'Chat with Canvas Support (Staff)', and 'Call Canvas Support (Staff)'. The 'Help' menu item in the navigation bar has a question mark icon.



Oxford's YouTube Channel for Canvas

Clicking on the YouTube logo will take you to the University's Canvas channel, where you will find videos, including a playlist that you can watch at any time. Please subscribe to the channel to get notifications when new videos are uploaded.



Canvas for Students page

This can be found on the [Centre for Teaching and Learning website](#) and contains more useful links and information.

New to remote/online learning? Visit the University's [remote study page](#) for help and resources on studying remotely.

Get in touch

If you have any questions or thoughts about Canvas that you want to share with the team, email us on canvasoxford@it.ox.ac.uk

